

NIPPON DUO



Design by
Kertsi Lootus

Nippon is a simple bench with architecturally clear volumes that stands on two feet on the ground like peace itself. With its modesty it is suitable for different urban environments - has a balanced effect in a modern context and a discreet effect on a pretentious background appearing almost invisible. Placing the benches repeatedly along the edge of the square or along the seafront promenade enhances the charm of the Nippon's bench simplicity.



FEATURES

Unpretentiously clean and minimalistic design.


Completely balanced shape with balanced legs makes the construction strong, stable and durable.

Its simplicity makes it suitable for both outdoor and indoor use.

A clever solution that hides all the fastening details and ensures pure surfaces.

The hot-dip galvanized and powder-coated steel frame and high-quality, knot-free wooden material makes the product very resistant to weather and use.

Extery quality without compromise- harmonious design, carefully selected materials and engineering considered to the last detail.



WOOD

The wood selection includes double layer oil coated knot-free thermo-treated ash and tropical wood. Tropical wood has no top coat.



Thermotreated ash (oiled)



Tropical wood

METAL

The steel frame is available in hot-dip galvanized and powder coated finish. The hot-dip galvanizing is done according to ISO 1461:2009 standard.

RAL recommendation by designer:



RAL 7016 + graffiti protection



RAL 7039



RAL 9005

INSTALLATION

Freestanding on a firm base.

Anchored to a firm foundation.

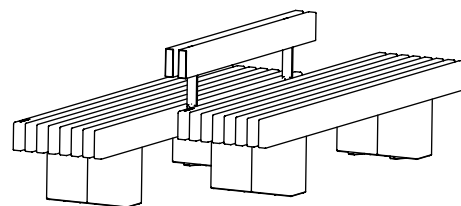
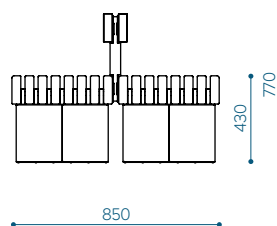
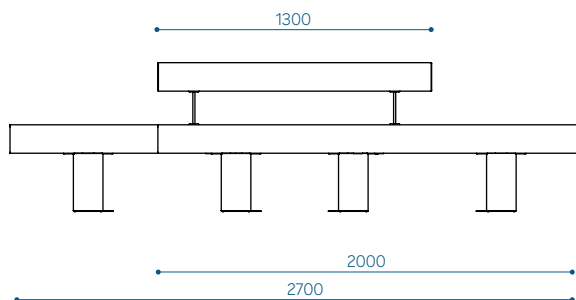
Material marking in product code:

a- thermo-treated ash
t- tropical wood
H- extended legs

Example of code use for Nippon Duo with tropical wood: NIPD270-t

DIMENSIONS

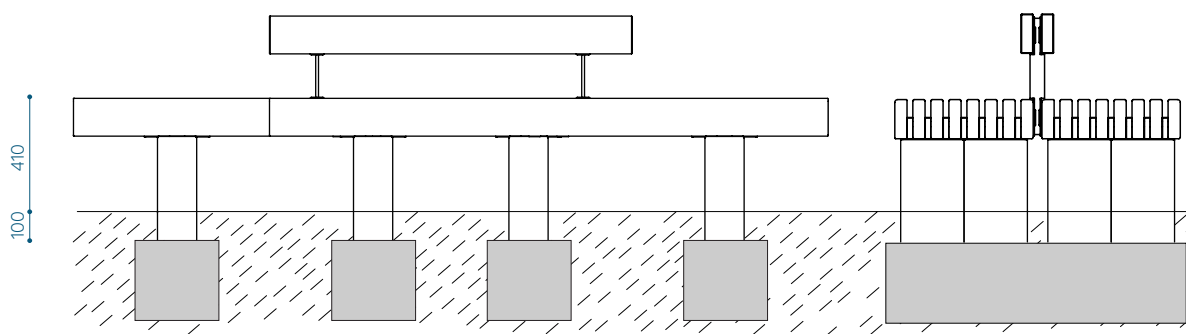
Nippon Duo - NIPD270





ADDITIONAL OPTION

H - Extended legs. Extra 100 mm height for underground installation.
Available for all Nippon bench versions.



Extended legs are suitable to use:
- in the need for installation e.g. under the cubblestones;
- in sloping landscapes.

Material marking in product code:
a- thermotreated ash
t- tropical wood
H- extended legs

Example of code use for Nippon Duo with
extended legs and tropical wood:
NIPD270-H-t